

Baby Galway Mitts

Tiny little thumbless mitts to complement a Newborn Galway Hat, a modified version of Ms. Alice Starmore's "Galway" cap from Aran Knitting. The mitts feature the same bobble and crossed cables seen in the cap and knit up in almost no time.

(Get started)

CO 38 and join to work in the round



(Knit ribbed cuff)

All rnds: p1, k1 around until cuff measures 1-1/2"


(Start mitt)


All rnds: follow chart A over first 19sts (top of mitt), k19 (palm of mitt), repeat chart A 4x for a total of 4 bobbles.

Chart A

	•	-	•	-	•	-					-	•	-	•	-	•		6
	•	-	•	-	•	-					-	•	-	•	-	•		5
	•	-	•	-	•	-					-	•	-	•	-	•		4
	•	-			-			B			-		-	•	-	•		3
	•	-	•	-	•	-					-	•	-	•	-	•		2
	•	-	•	-	•	-					-	•	-	•	-	•		1
19	18	17	16	15	14	13	12	11	10	9	8	7	6	5	4	3	2	1

| = knit
• = k tbl
- = p

 = sl 2 sts to cn and *hold to front*, k tbl, sl p st back to left needle and p, k tbl rem st

 = sl 2 sts to cn and *hold to back*, k tbl, sl p st back to left needle and p, k tbl rem st

Project Specs

Size: newborn

Finished measurements:
circumference = 4-1/4"
length = 4" (cuff to tip)

Yarn: much less than 1 skein of Knit Picks Gloss or any fingering weight yarn

Needles: US0 (2.0mm) circular needles or dpns

Gauge: 8sts = 1" in st st

Shorthand:

pm = place marker

Tbl = through back loop

Tfl = through front loop

Kwise = knit wise

K2tog = knit 2 sts together

Ssk = slip 2 sts kwise and k tog tbl

Cn = cable needle

Sl = slip st

PSSO = pass slipped st over

